

Economic Forecast 2024

Roseburg Area Chamber of Commerce

Brian Rooney January 8, 2024

TODAY'S AGENDA

Today's agenda:

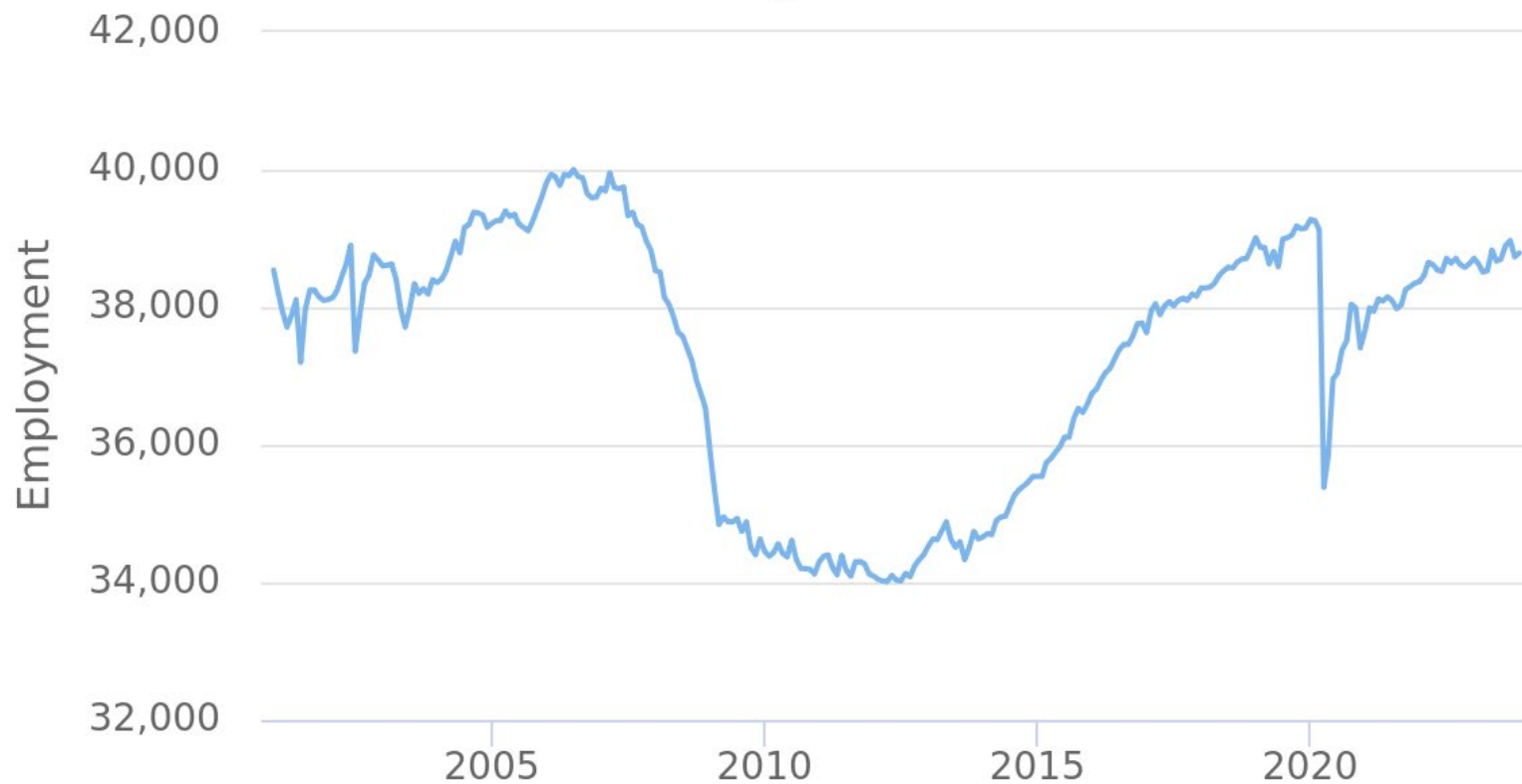
- Employment and unemployment trends.
- Labor issues.
- New employment forecasts

EMPLOYMENT AND UNEMPLOYMENT DURING THE ONGOING RECOVERY FROM PANDEMIC RECESSION LOSSES

DOUGLAS COUNTY HAS YET TO REACH PREPANDEMIC EMPLOYMENT LEVELS.

Douglas County Total nonfarm employment

(seasonally adjusted)
Official Oregon Series



Source: Oregon Employment Department QualityInfo.org

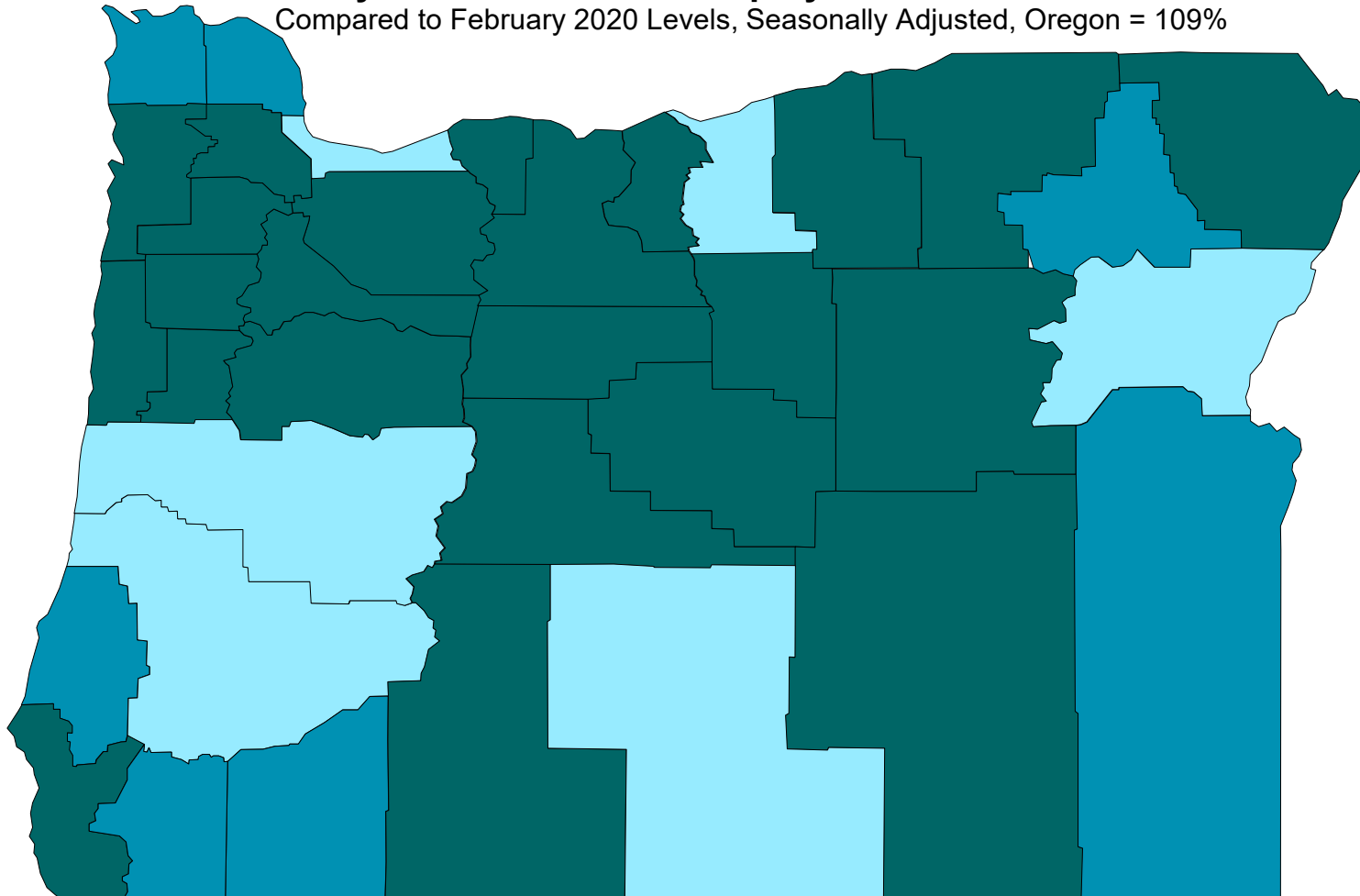
Douglas County lost 3,880 (10%) jobs between February and April of 2020. It had gained back 3,410 (88%) of what was lost by November 2023.

Statewide, Oregon lost 14% between February and April 2020. It had gained back 109% of what was lost by November 2023 (topped prepanemic levels by January 2023).

DOUGLAS COUNTY IS AMONG THE SLOWER RECOVERY COUNTIES IN OREGON.

Recovery of Total Nonfarm Employment as of November 2023

Compared to February 2020 Levels, Seasonally Adjusted, Oregon = 109%



Source: Oregon Employment Department

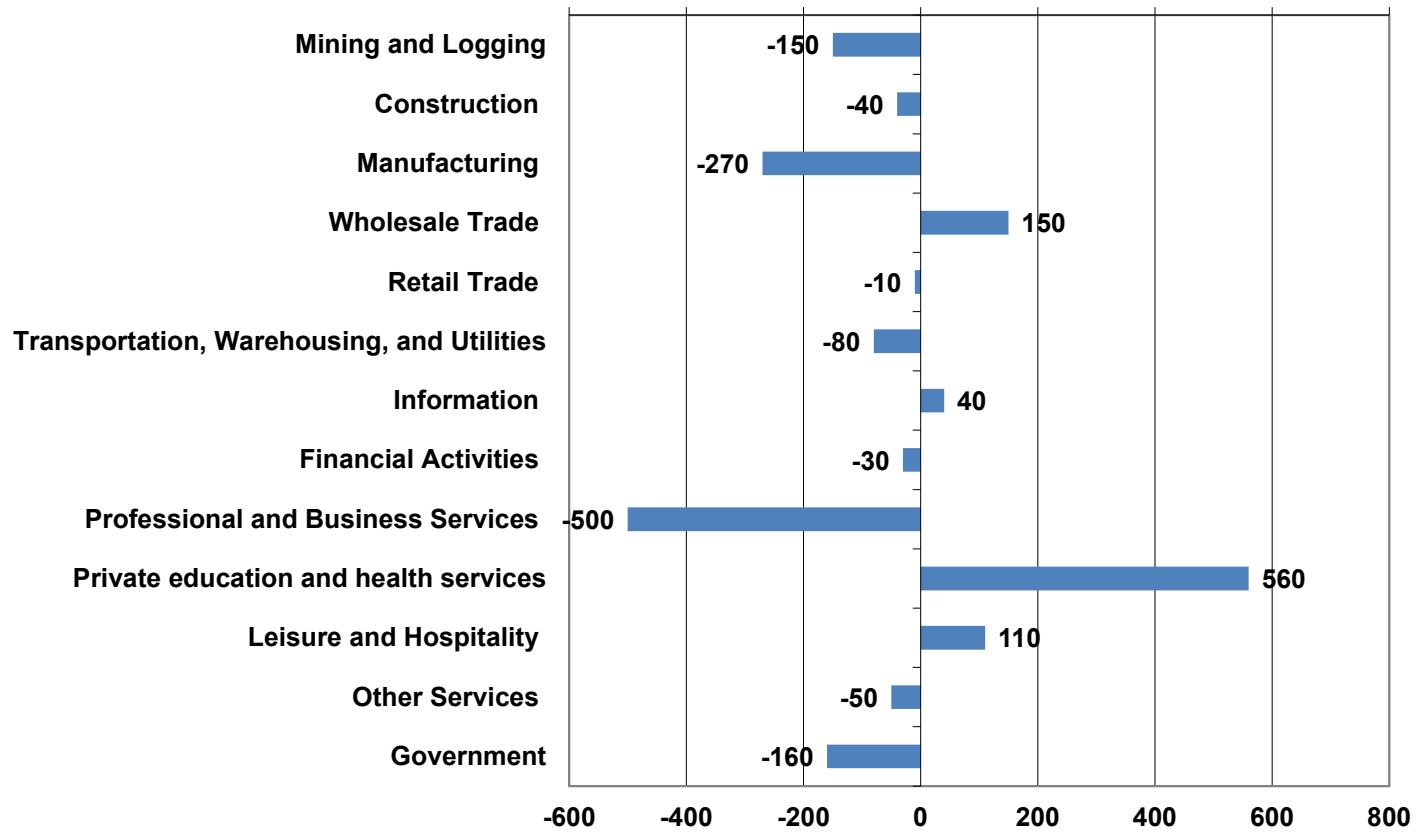
More jobs than before recession (100% +) **Near full jobs recovery (90% to 100%)** **Slower recovery (89% or less)**

Twenty-three counties have regained their total pandemic recession job losses:

- Benton
- Clackamas
- Crook
- Curry
- Deschutes
- Grant
- Harney
- Hood River
- Jefferson
- Klamath
- Lincoln
- Linn
- Marion
- Morrow
- Polk
- Sherman
- Tillamook
- Umatilla
- Wallowa
- Wasco
- Washington
- Wheeler
- Yamhill

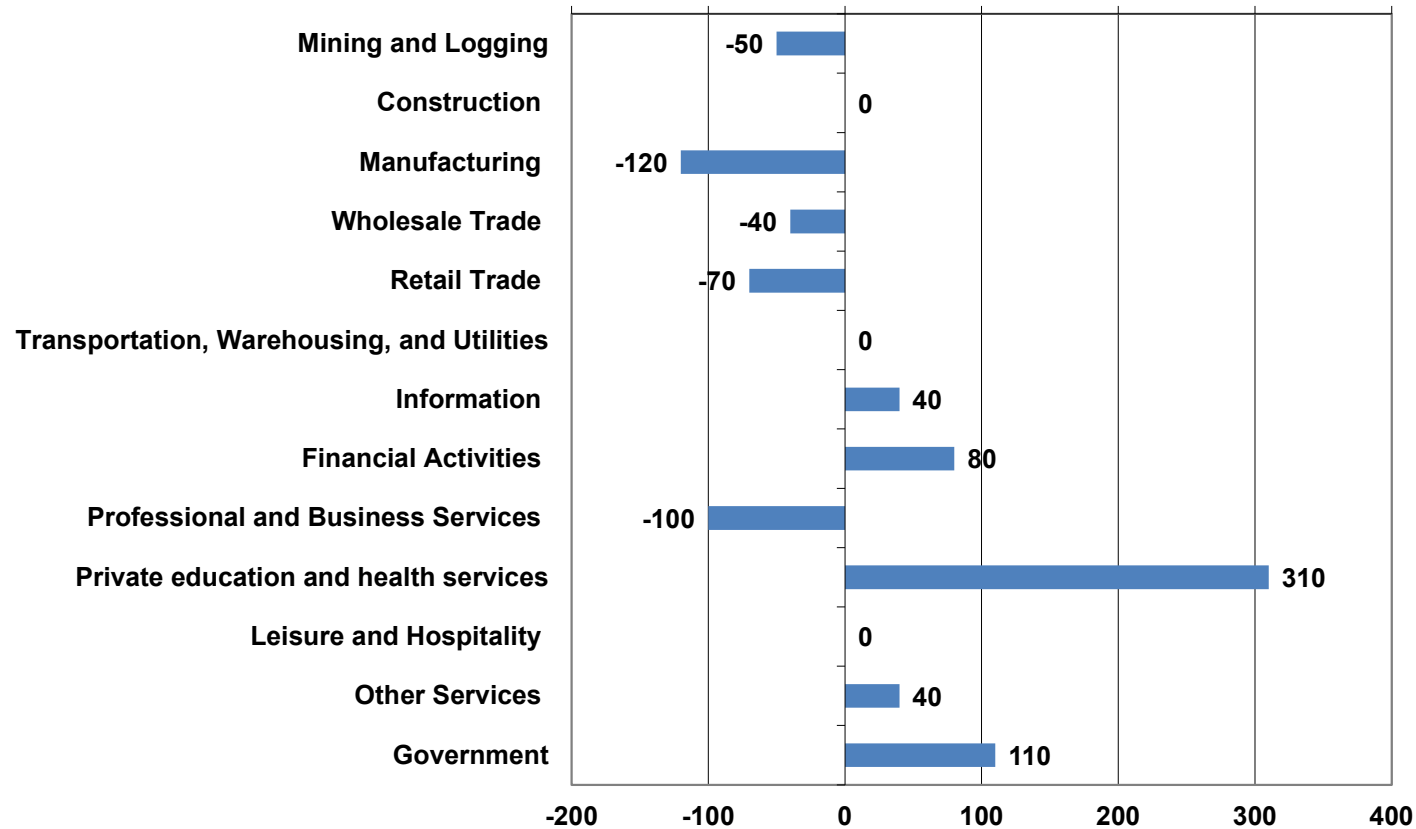
MANY INDUSTRIES HAVE YET TO REACH THEIR PREPANDEMIC LEVEL.

Douglas County Industry Employment Change November 2019 to November 2023



THE MAJORITY OF SERVICES INDUSTRIES GREW OVER THE YEAR.

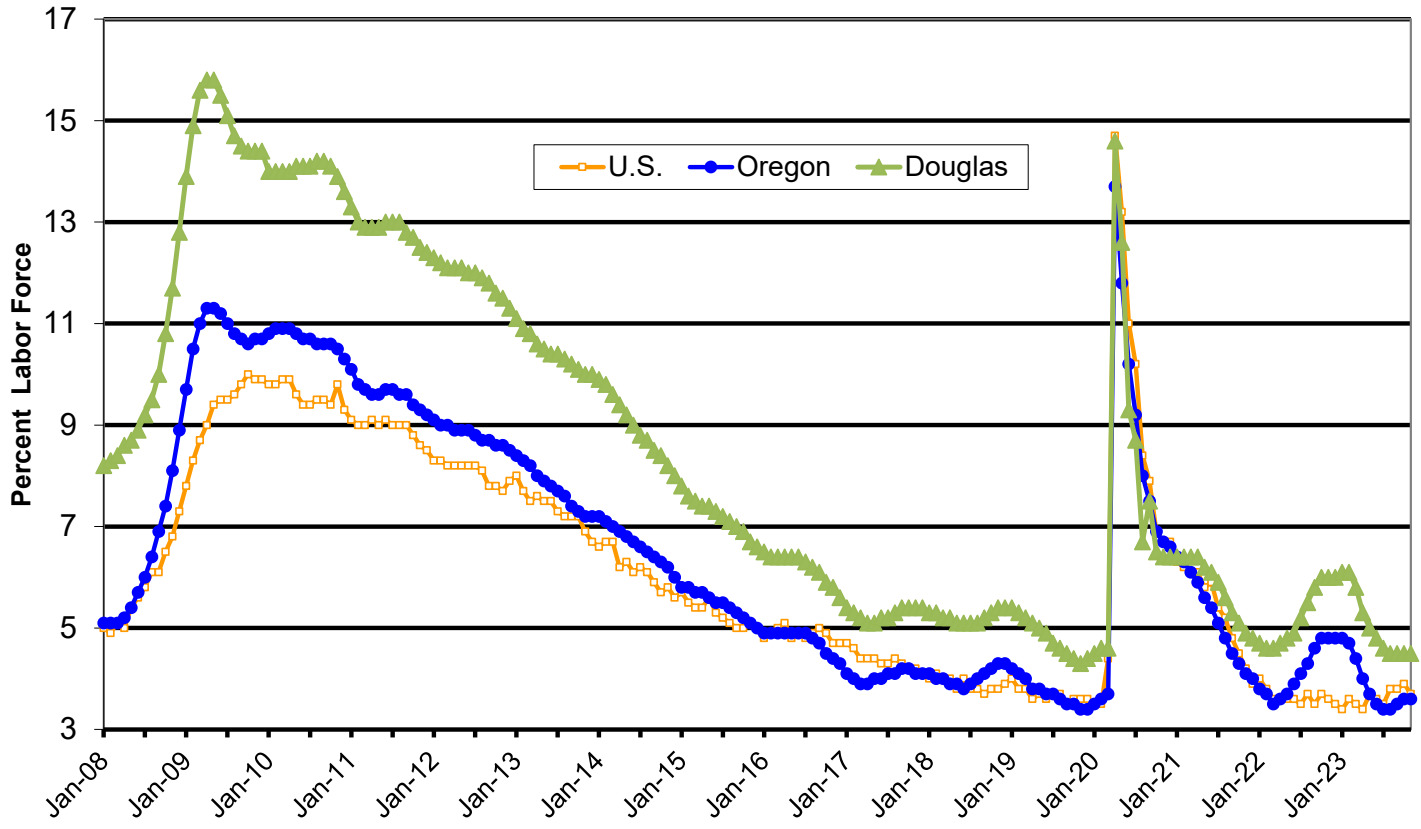
Douglas County Industry Employment Change November 2022 to November 2023



Total nonfarm
employment increased
200 jobs over the year
(0.5%)

UNEMPLOYMENT RATES ARE NEAR RECORD LOWS.

Seasonally Adjusted Unemployment Rates, 2008 to Present



Douglas County's November 2023 rate was 4.5%, down from 5.2% in November 2022 and down from a high of 14.6% in April 2020.

Douglas County's record low rate was 4.3% in November 2019,

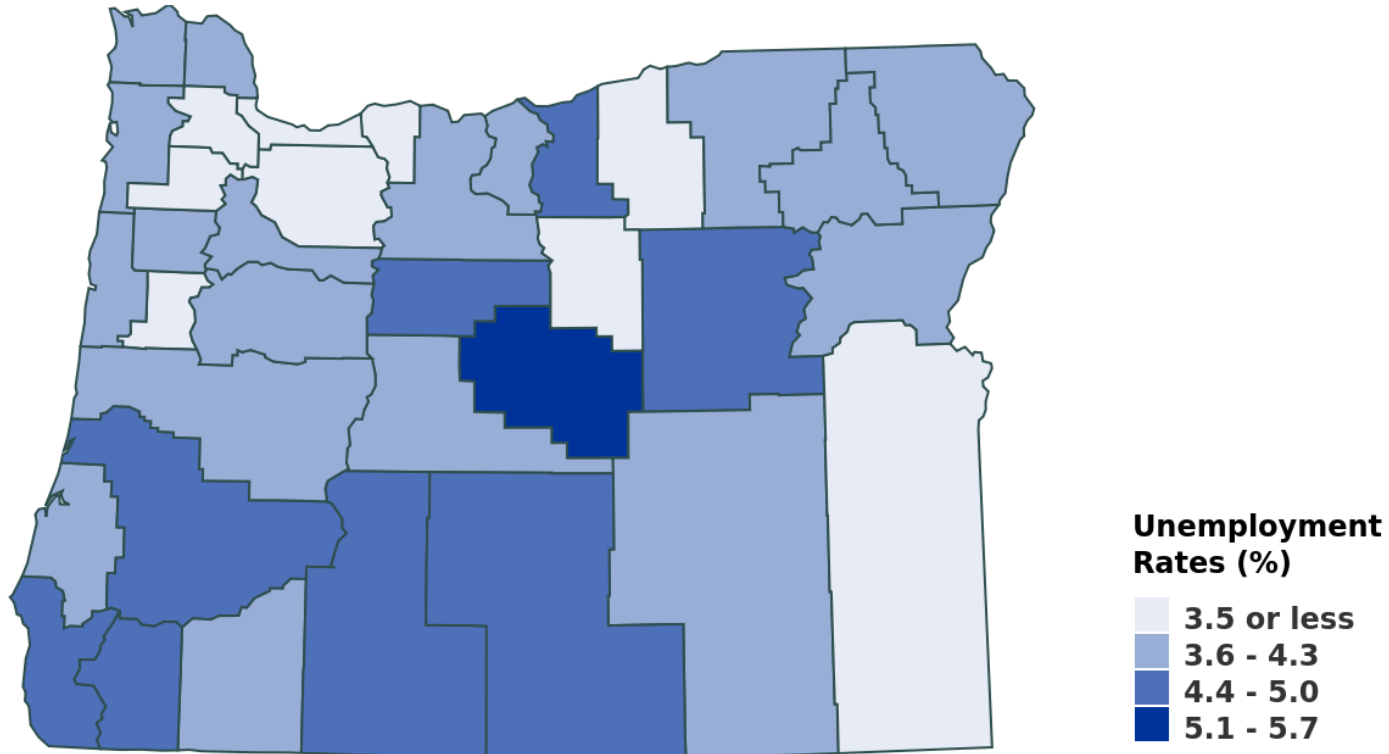
Oregon's statewide rate was 3.6% in November.

U.S. unemployment rate was 3.7% in November.

OREGON UNEMPLOYMENT RATES BY COUNTY

Seasonally Adjusted Unemployment Rate

November 2023



Oregon Employment Department, Local Area Unemployment Statistics

Unemployment rates declined or remained unchanged in 27 of Oregon's 36 counties in November 2023, and increased in nine.

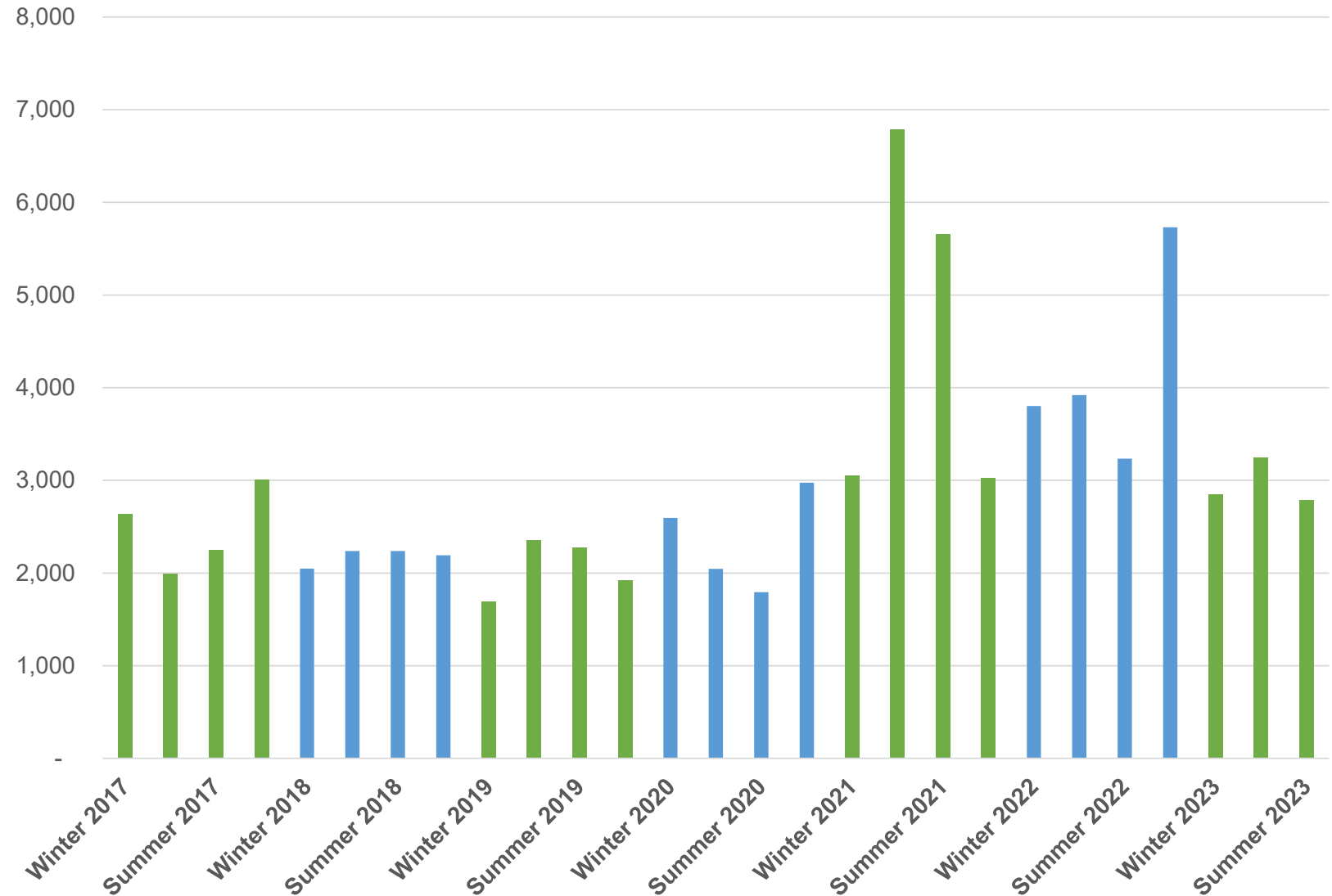
Crook County had Oregon's highest seasonally adjusted unemployment rate (5.7%) in November.

Wheeler County registered the lowest unemployment rate (2.8%).

LABOR ISSUES

Job vacancies are down so far in 2023

Southwestern Oregon Quarterly Job Vacancies 2017-2023



Vacancies are down by 16% in the summer of 2023 compared to the summer of 2022.

There were about 1.3 vacancies per unemployed person in the summer of 2023.

Leisure and hospitality businesses reported the most vacancies of any industry.

Southwestern Oregon Job Vacancies by Industry, 2022

Industry	Vacancies	Average Hourly Wage
All Industries	4,298	\$19.87
Leisure and hospitality	1,021	\$13.68
Health care and social assistance	915	\$21.25
Retail trade	569	\$14.34
Management, administrative, and waste services	351	\$27.61
Construction	296	\$23.34
Manufacturing	289	\$22.23
Transportation, warehousing, and utilities	191	\$22.61
Professional, scientific, and technical services	153	\$25.38
Natural resources and mining	152	\$23.52
Other services	121	\$31.43
Financial activities	91	\$17.58
Wholesale trade	91	\$16.81
Information	32	n/a
Private educational services	26	n/a

Source: Oregon Employment Department

Food prep and serving occupations had more vacancies than any other group.

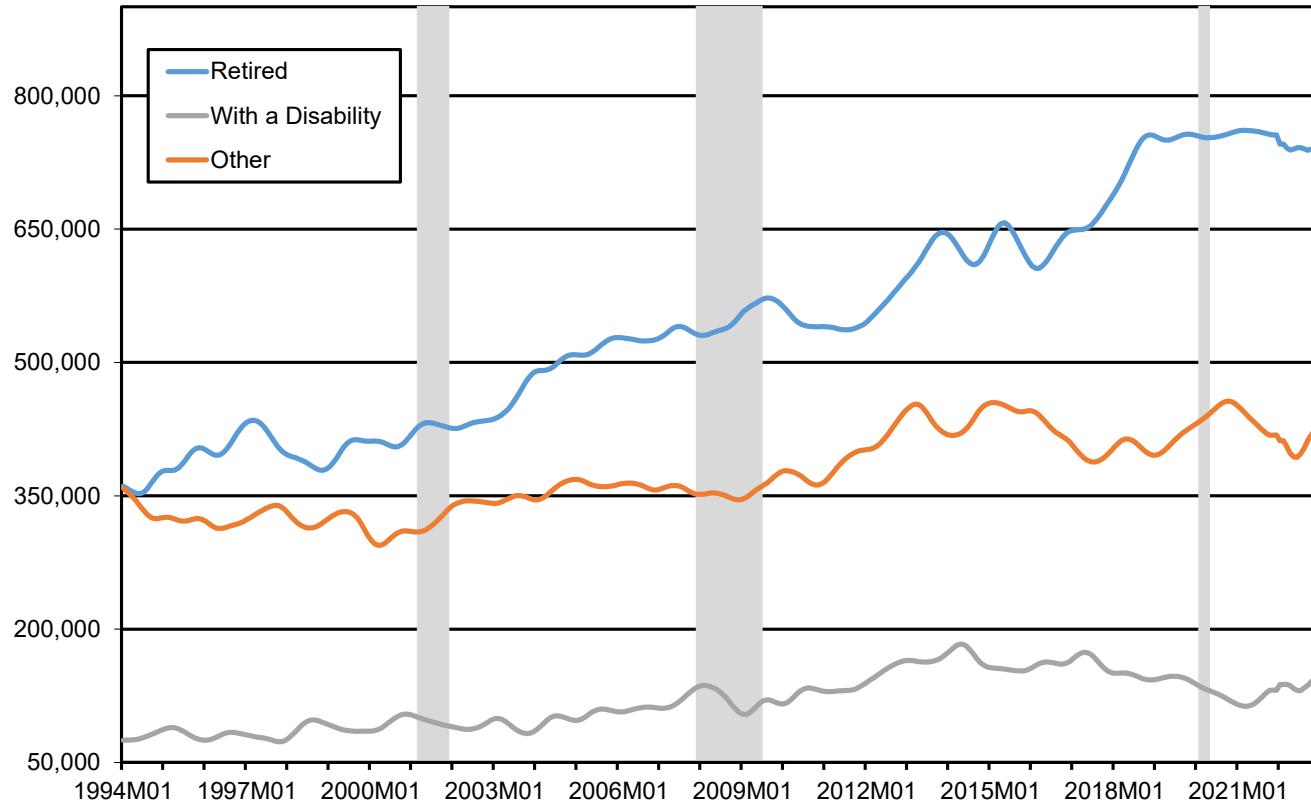
Southwestern Oregon Job Vacancies by Occupation Group, 2022

Occupation Group	Vacancies
All Occupations	4,298
Food Preparation and Serving Related	800
Transportation and Material Moving	502
Sales and Related	428
Health Care Support	405
Health Care Practitioners and Technical	371
Construction and Extraction	284
Building and Grounds Cleaning and Maintenance	265
Office and Administrative Support	262
Community and Social Service	174
Installation, Maintenance, and Repair	137
Production	134
Business and Financial Operations	104
Education, Training, and Library	90
Farming, Fishing, and Forestry	69
Personal Care and Service	67
Computer and Mathematical	51
Management	44
Protective Service	44
Legal	33
Architecture and Engineering	19
Life, Physical, and Social Science	12
Arts, Design, Entertainment, Sports, and Media	3

Source: Oregon Employment Department

Transportation and material moving has the second most vacancies of any occupation group, showing a lot of industries need trucking and warehouse workers.

Oregon Not in Labor Force by Reason
Shaded Bars = NBER Recessions

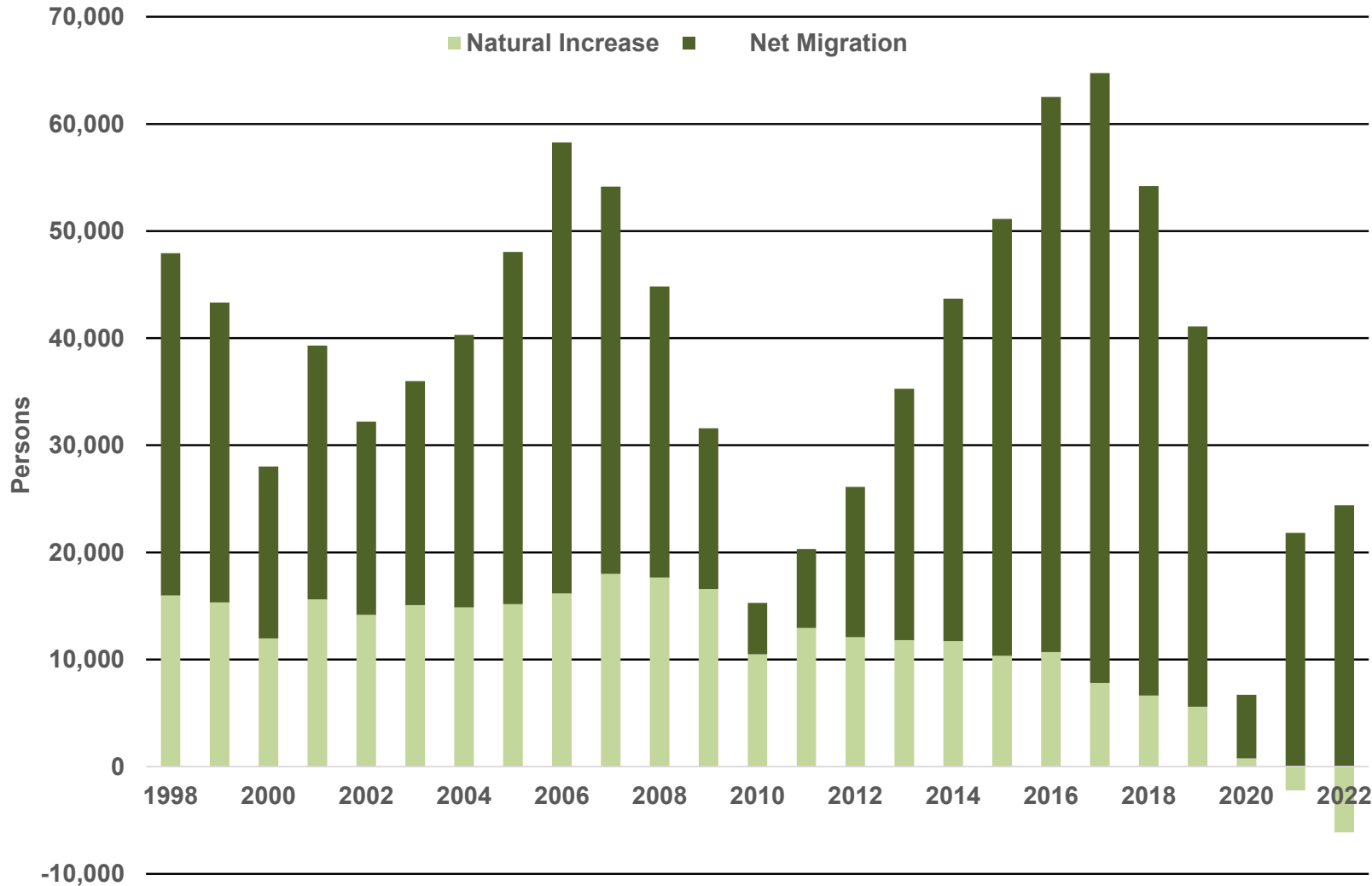


The number of people who were not in Oregon's labor force due to retirement grew by 21% between 2016 and 2019.

Douglas County's share of workers 55+ = 27%, a little higher than Oregon.

LABOR SUPPLY GOING FORWARD: LOWER NET IN-MIGRATION

Components of Oregon's Annual Population Change



The primary way we grow our workforce is by people moving here from other areas.

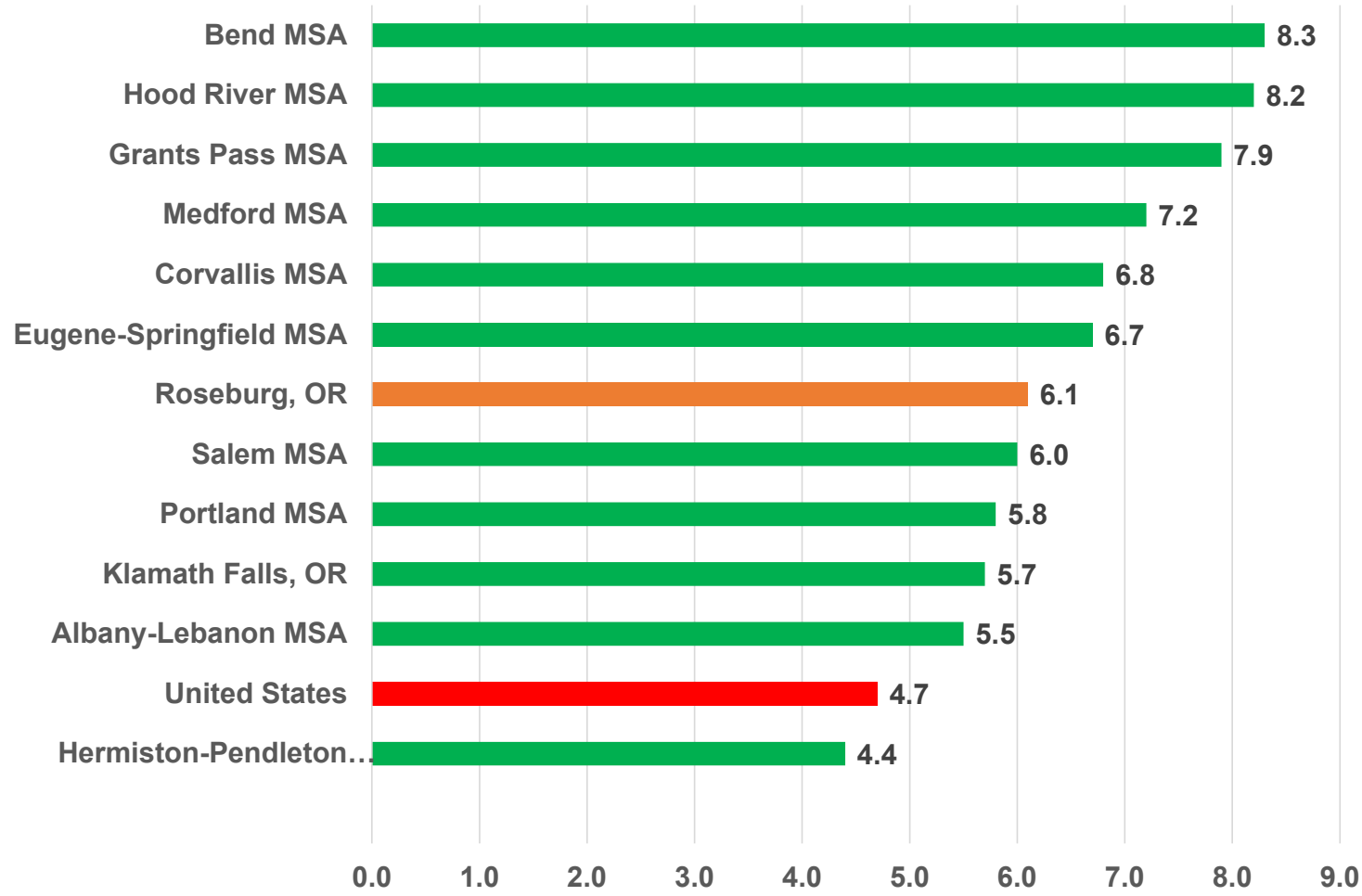
Douglas County population change between 2020 and 2022 was births (2,215) – deaths (4,261) = natural increase (-2,046) + net migration (2,561) = population growth (515).

Douglas County's population change between 2022 and 2023 is +261.

Lack of affordable housing – or very little housing stock in some areas – could be a big driver here.

How Many Years of Annual Median Income Would it Take to Purchase a Home?

Home Cost-to-Income Ratio, 2022 (By MSA)

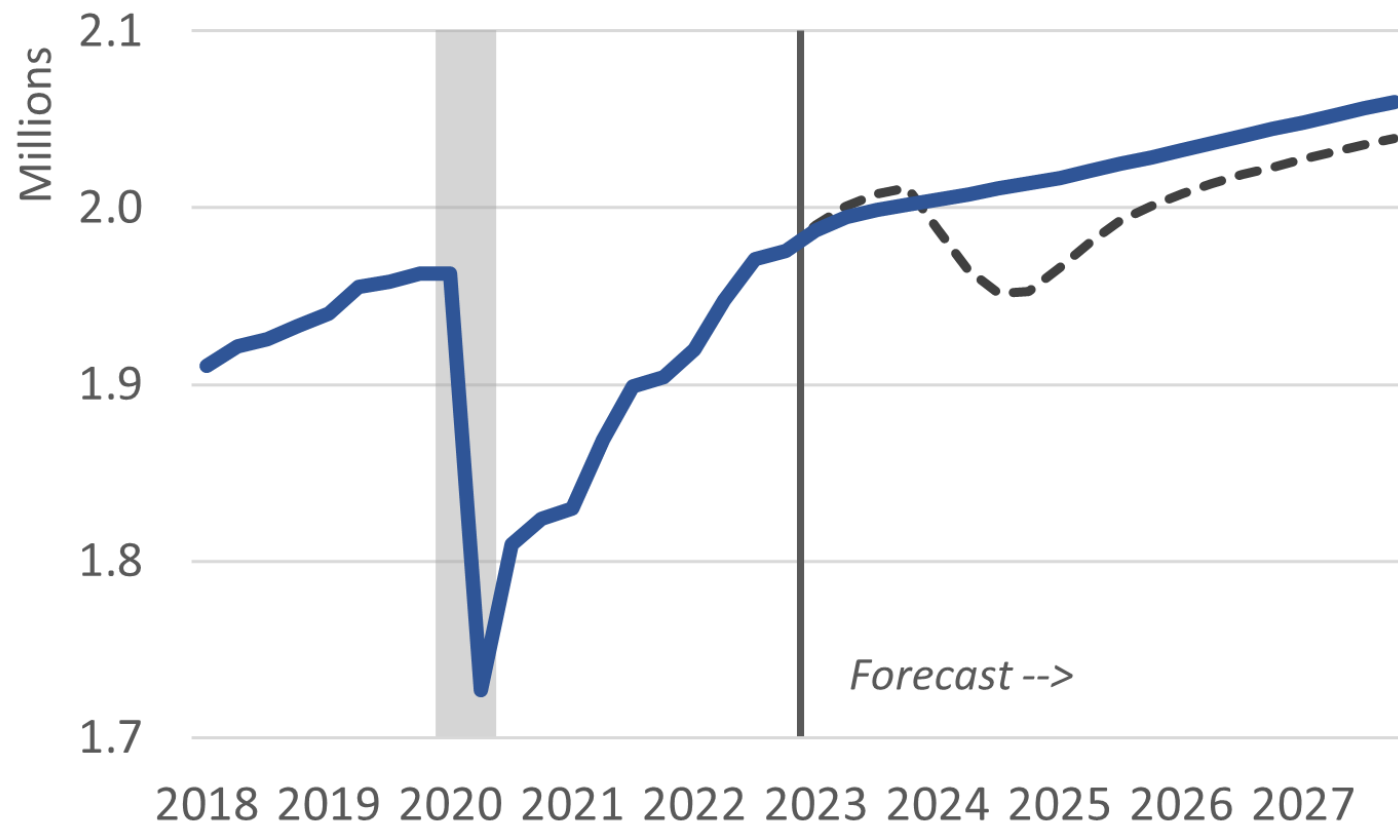


American Community Survey, 2021 and Zillow Research, Median Home Sales, 2022

FORECAST

Oregon Employment

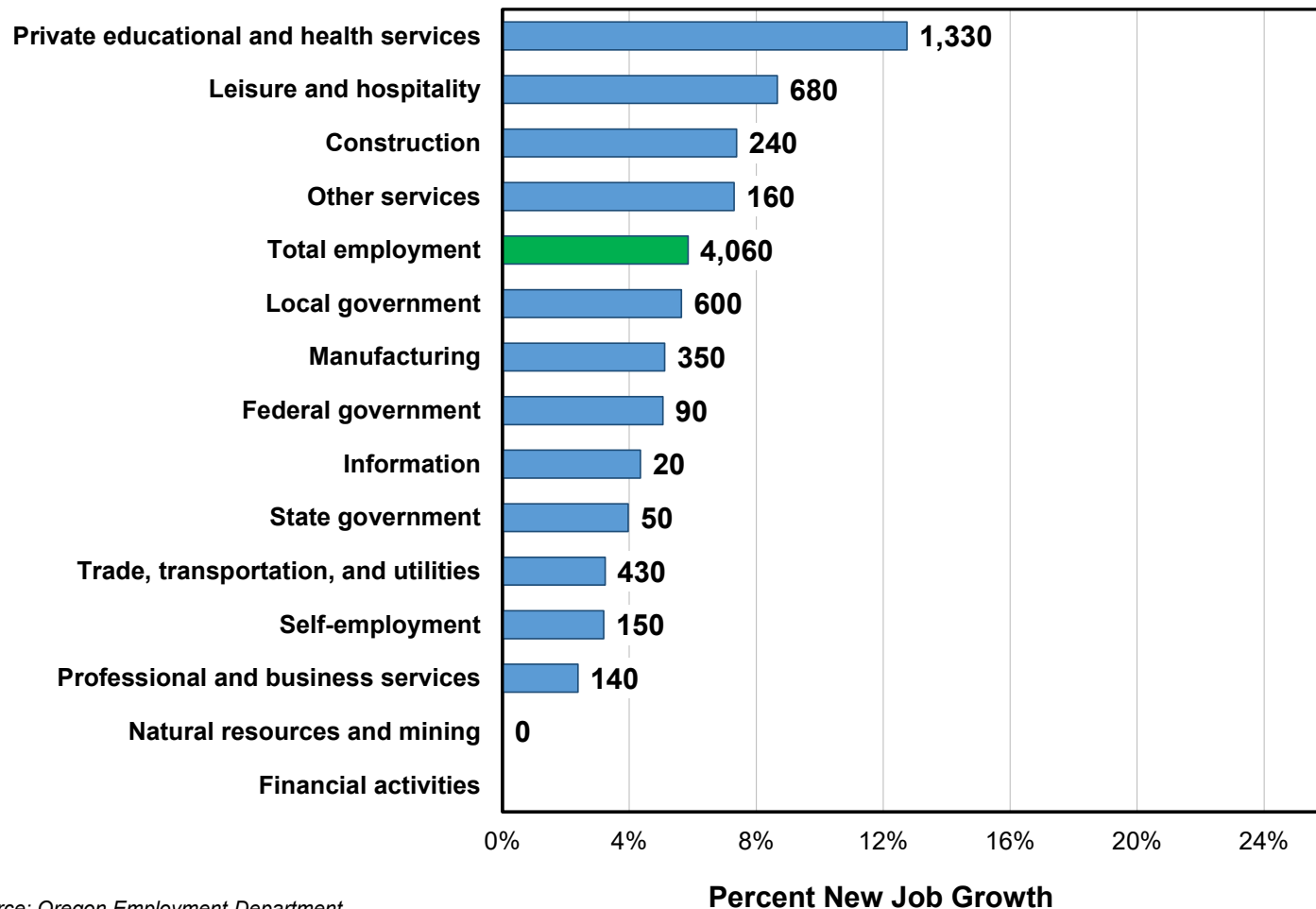
Baseline Soft Landing and Boom/Bust Alternative Scenario



Latest Data: 2022q4 | Source: Oregon Office of Economic Analysis

Southwest Oregon Jobs are Projected to Increase 6% by 2032

Southwest Industry Sectors Forecast, 2022-2032



Total employment adds 4,060 jobs.

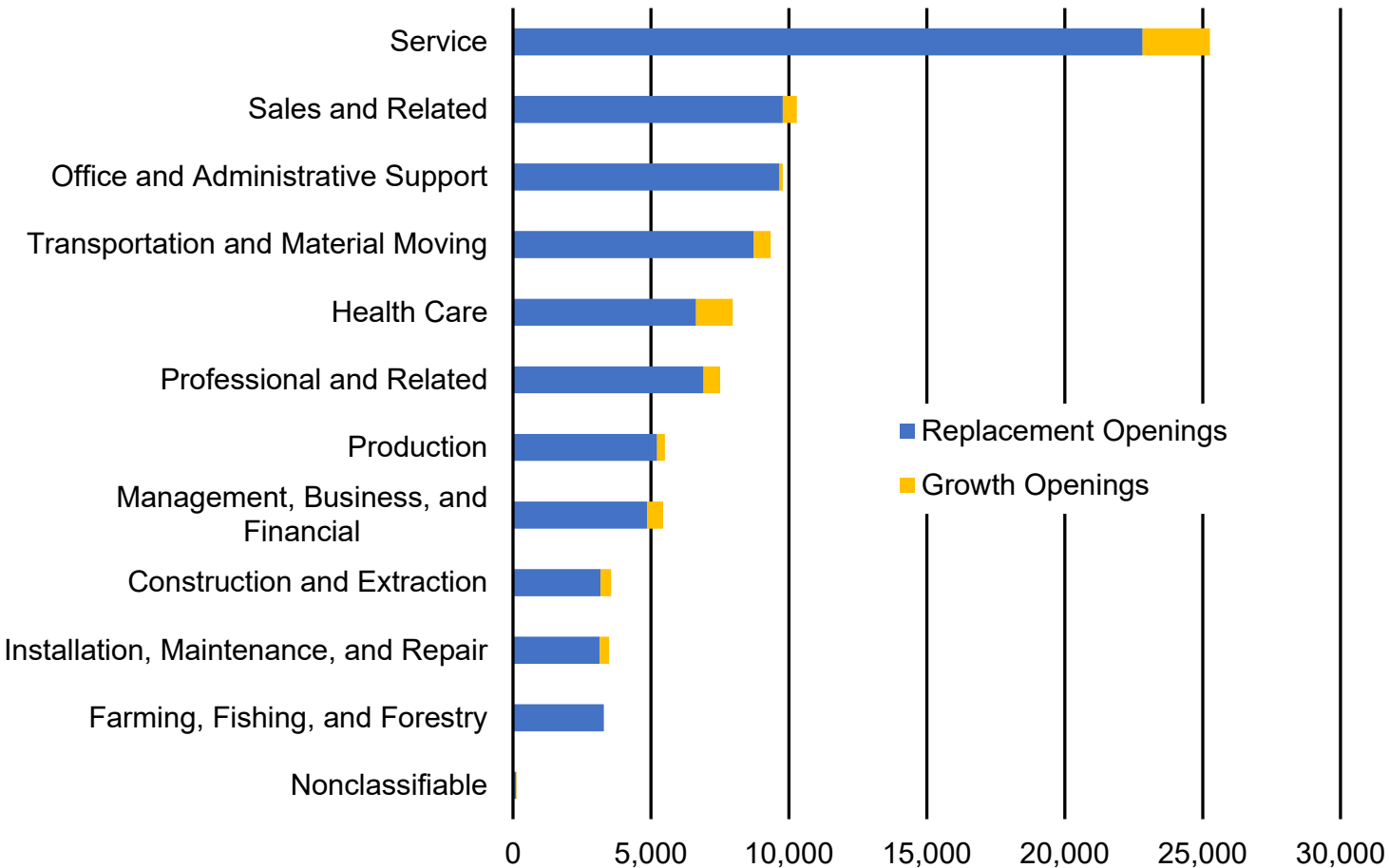
Forecast influenced by primarily by structural growth.

Oregon statewide is expected to increase 10% by 2030.

Source: Oregon Employment Department

Replacement openings create opportunity.

Southwest County Occupational Projections, 2021 - 2031



Occupations adding the most jobs:

- Home Health and Personal Care Aides
- Personal Care and Service Workers, All Other
- Fast Food and Counter Workers
- Cooks, Restaurant
- Registered Nurses
- Construction Laborers
- General and Operations Managers
- Medical Assistants
- Stockers and Order Fillers
- Laborers and Freight, Stock, and Material Movers, Hand
- Landscaping and Groundskeeping Workers
- Retail Salespersons
- Nursing Assistants
- First-Line Supervisors of Food Preparation and Serving Workers
- Heavy and Tractor-Trailer Truck Drivers

Source: Oregon Employment Department

HAVE YOU BEEN ASKED TO PARTICIPATE IN A BUREAU OF LABOR STATISTICS (BLS) SURVEY? *PLEASE DO!*

BLS survey information is gathered to create data for businesses, jobseekers, workers and policy-makers about the economy including:

Employment*	Unemployment*	Occupational Wages*
Job vacancies*	Productivity	Occupational Employment*
Consumer spending patterns	Workplace injuries	Compensation
Long-term employment projections*	Employer-provided benefits	Price movements

** Collected and produced by Oregon Employment Department*

Your response is vital to ensuring accurate, complete, and unbiased data that is representative of the people and businesses in Oregon and the United States.

Your confidential responses are protected by federal and state law and strict security policies that prohibit us from releasing any information that could reveal the identity of you or your business without your consent.

Thank you for helping us track the Oregon economy!

BRIAN ROONEY, REGIONAL LABOR ECONOMIST

541-359-9546

BRIAN.T.ROONEY@EMPLOY.OREGON.GOV

SIGN UP FOR THE LATEST WORKFORCE AND ECONOMIC RESEARCH

WWW.QUALITYINFO.ORG/SUBSCRIBE